

Percentage of Overall Mathematics Instructional Time

Alignment re-centered: 0.47

Administration Year: 2008

Administration Year: 2008

Viewing: MN Stnds (05) Gr. K Data

Viewing: MN Stnds Gr. K Data

Data Cut:

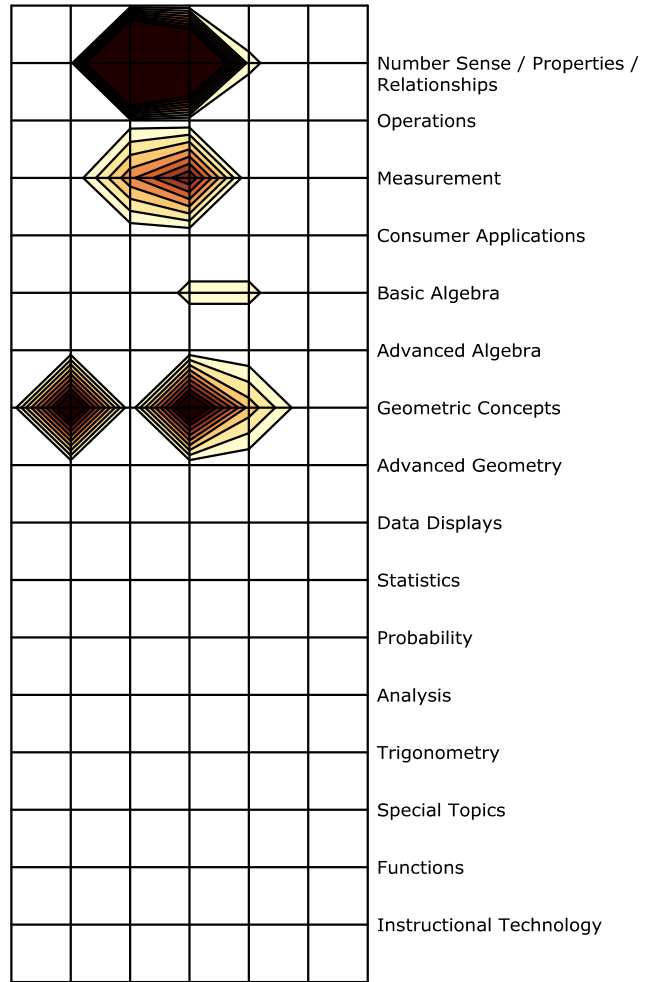
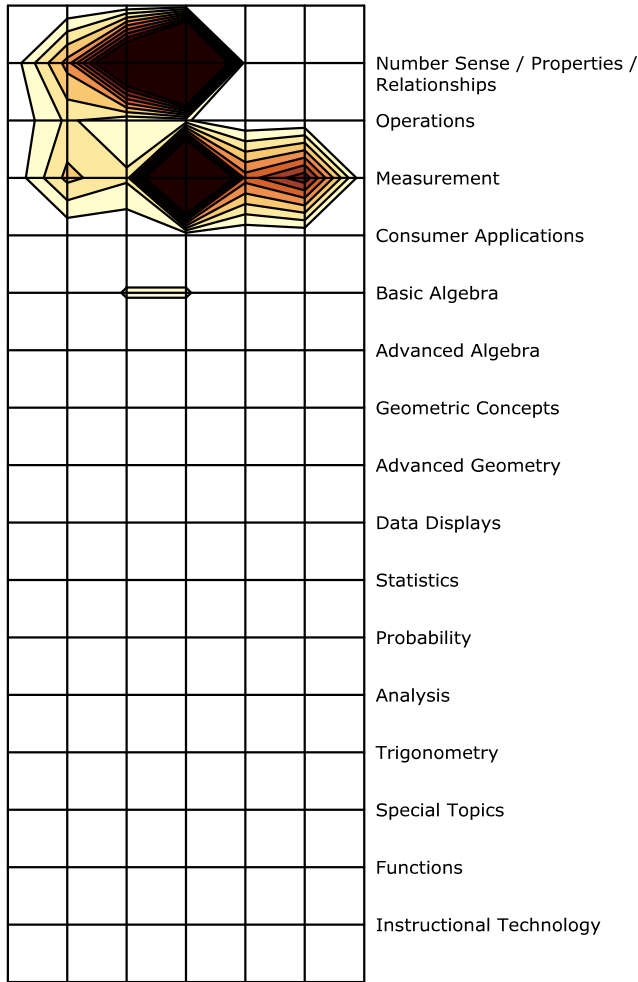
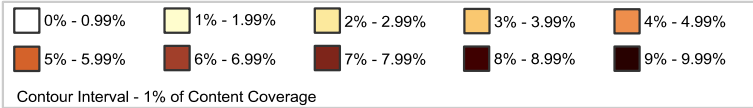
Data Cut:

Count: 1

Count: 1



Update Maps



Memorize Facts, Definitions, Formulas
 Perform Procedures
 Demonstrate Understanding
 Conjecture, Analyze, Generalize, Prove
 Solve Non-Routine Problems/Make Connections

Memorize Facts, Definitions, Formulas
 Perform Procedures
 Demonstrate Understanding
 Conjecture, Analyze, Generalize, Prove
 Solve Non-Routine Problems/Make Connections

Percentage of Overall Mathematics Instructional Time

Alignment re-centered: 0.64

Administration Year: 2008

Administration Year: 2008

Viewing: MN Stnds (05) Gr. 1 Data

Viewing: MN Stnds Gr. 1 Data

Data Cut: All Data

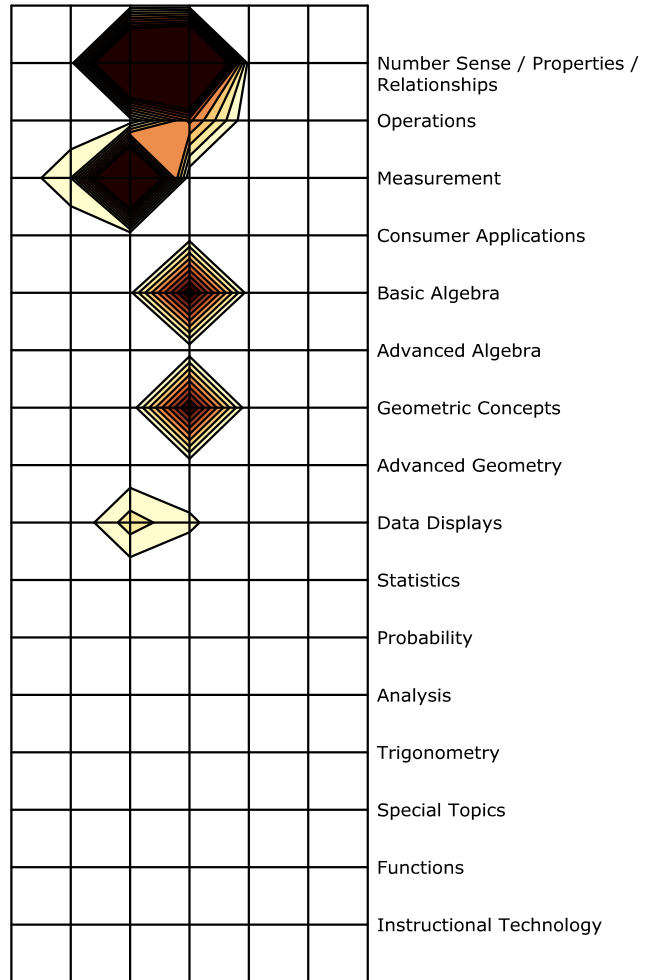
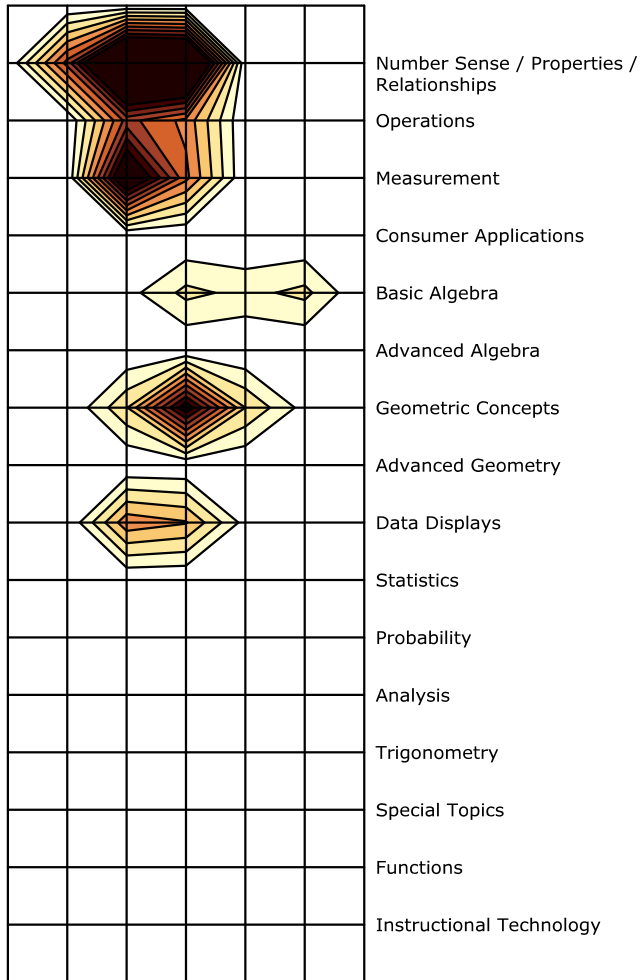
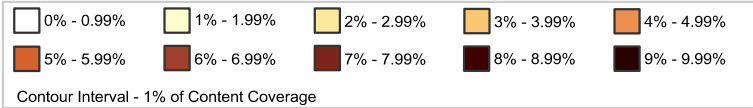
Data Cut: All Data

Count: 1

Count: 1



Update Map:



Memorize Facts, Definitions, Formulas
 Perform Procedures
 Demonstrate Understanding
 Conjecture, Analyze, Generalize, Prove
 Solve Non-Routine Problems/Make Connections

Memorize Facts, Definitions, Formulas
 Perform Procedures
 Demonstrate Understanding
 Conjecture, Analyze, Generalize, Prove
 Solve Non-Routine Problems/Make Connections

Percentage of Overall Mathematics Instructional Time

Alignment re-centered: 0.61

Administration Year: 2008

Administration Year: 2008

Viewing: MN Stnds (05) Gr. 2 Data

Viewing: MN Stnds Gr. 2 Data

Data Cut: All Data

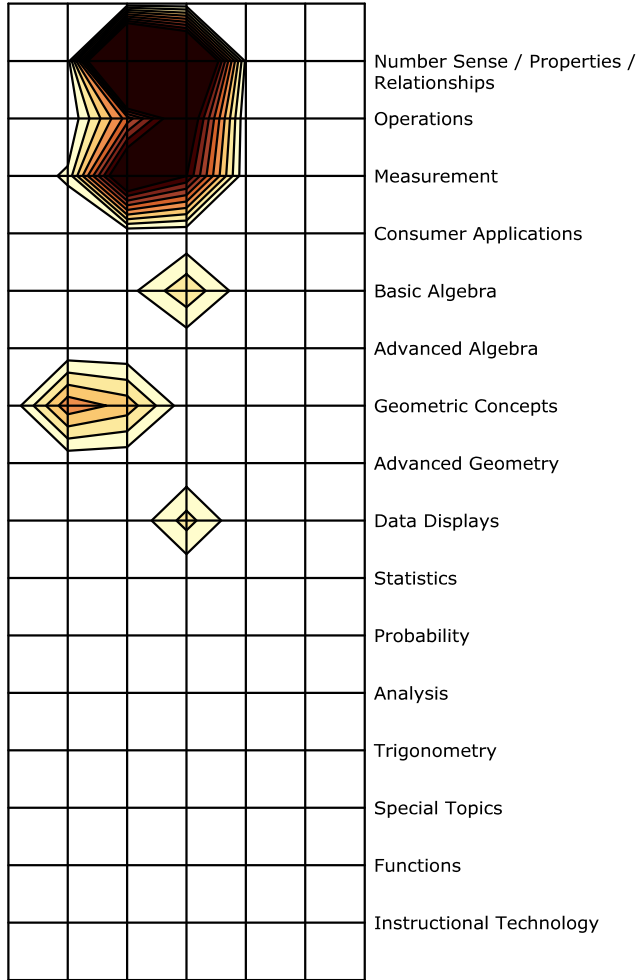
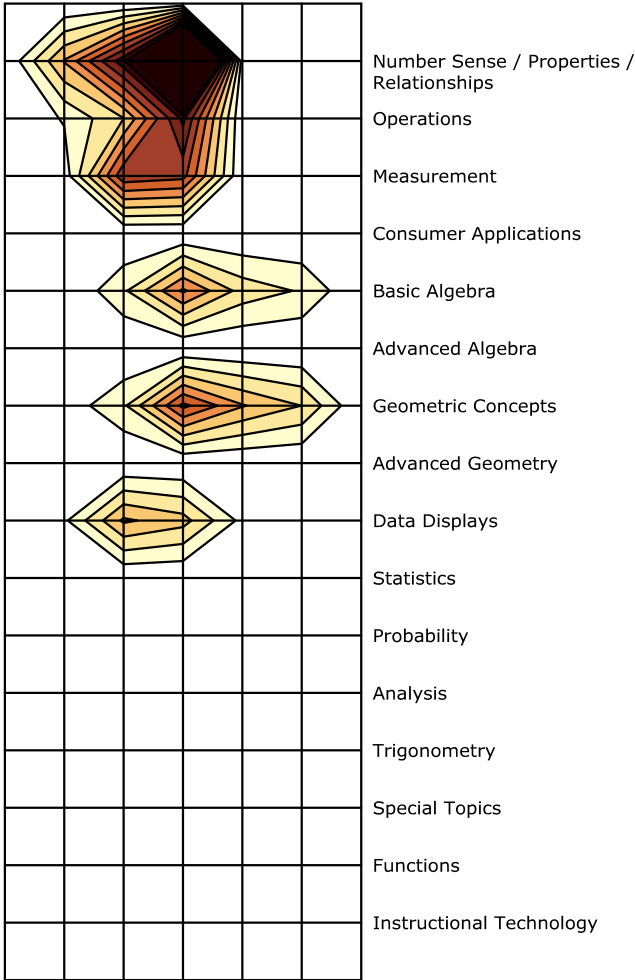
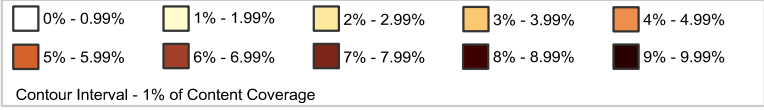
Data Cut: All Data

Count: 1

Count: 1



Update Map:



Memorize Facts, Definitions, Formulas
 Perform Procedures
 Demonstrate Understanding
 Conjecture, Analyze, Generalize, Prove
 Solve Non-Routine Problems/Make Connections

Memorize Facts, Definitions, Formulas
 Perform Procedures
 Demonstrate Understanding
 Conjecture, Analyze, Generalize, Prove
 Solve Non-Routine Problems/Make Connections

Percentage of Overall Mathematics Instructional Time

Alignment re-centered: 0.61

Administration Year: 2008

Administration Year: 2008

Viewing: MN Stnds (05) Gr. 3 Data

Viewing: MN Stnds Gr. 3 Data

Data Cut: All Data

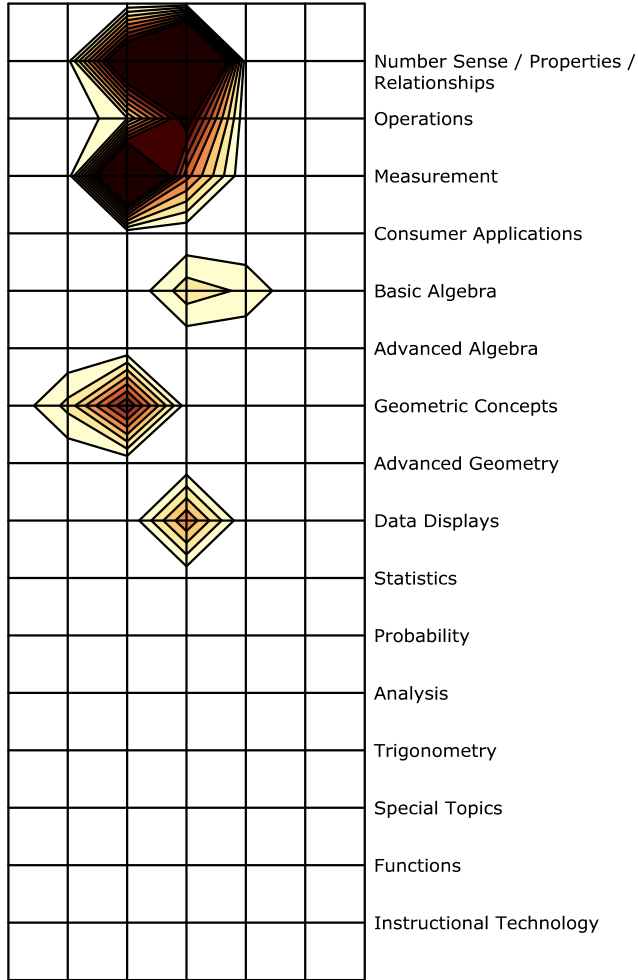
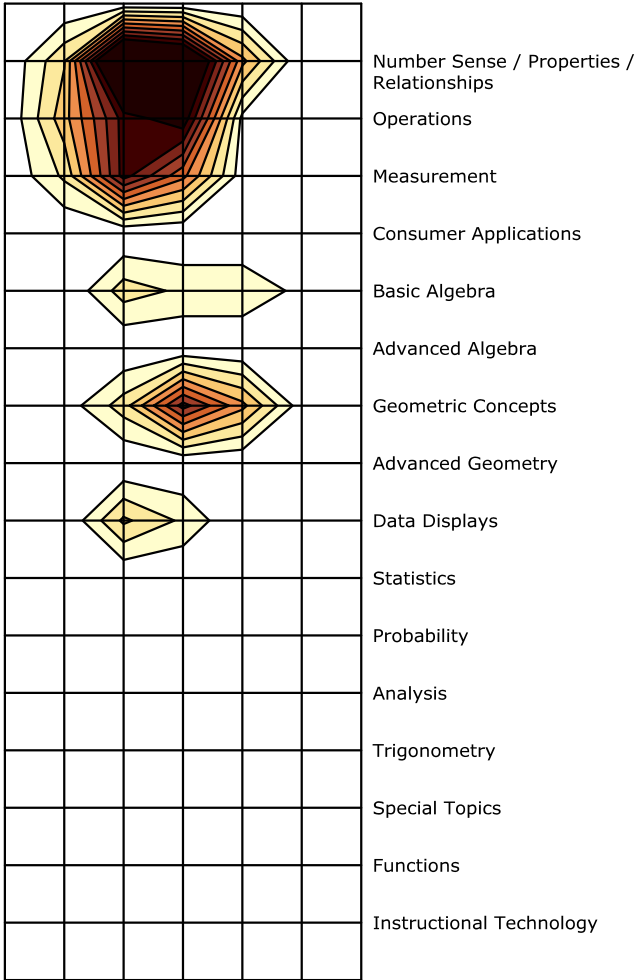
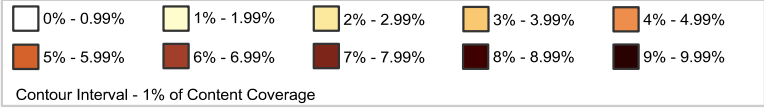
Data Cut: All Data

Count: 1

Count: 1



Update Map:



Memorize Facts, Definitions, Formulas
 Perform Procedures
 Demonstrate Understanding
 Conjecture, Analyze, Generalize, Prove
 Solve Non-Routine Problems/Make Connections

Memorize Facts, Definitions, Formulas
 Perform Procedures
 Demonstrate Understanding
 Conjecture, Analyze, Generalize, Prove
 Solve Non-Routine Problems/Make Connections

Percentage of Overall Mathematics Instructional Time

Alignment re-centered: 0.57

Administration Year: 2008

Administration Year: 2008

Viewing: MN Stnds (05) Gr. 4 Data

Viewing: MN Stnds Gr. 4 Data

Data Cut:

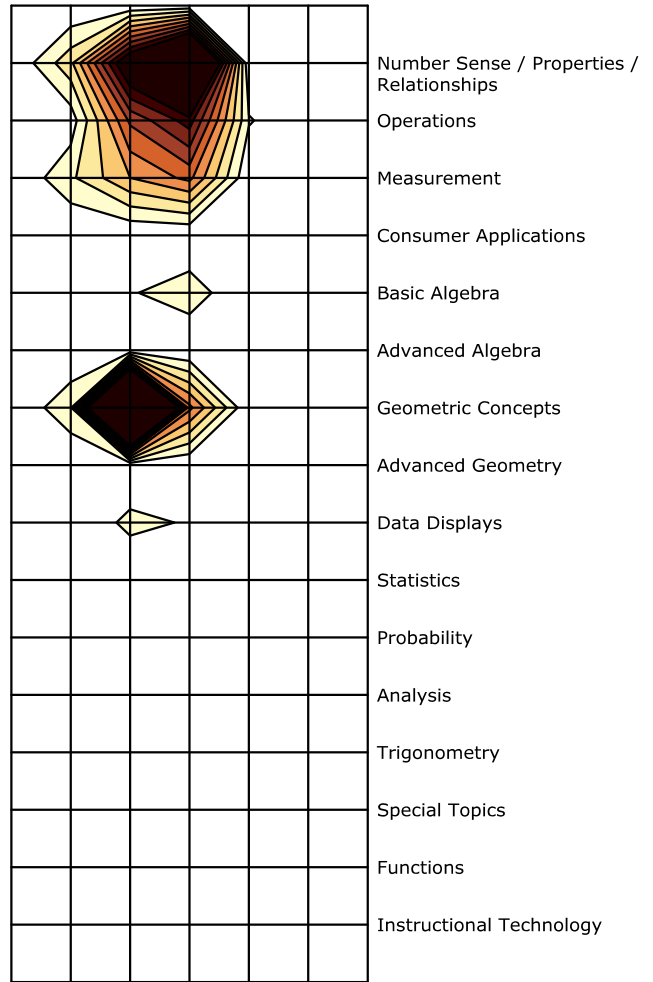
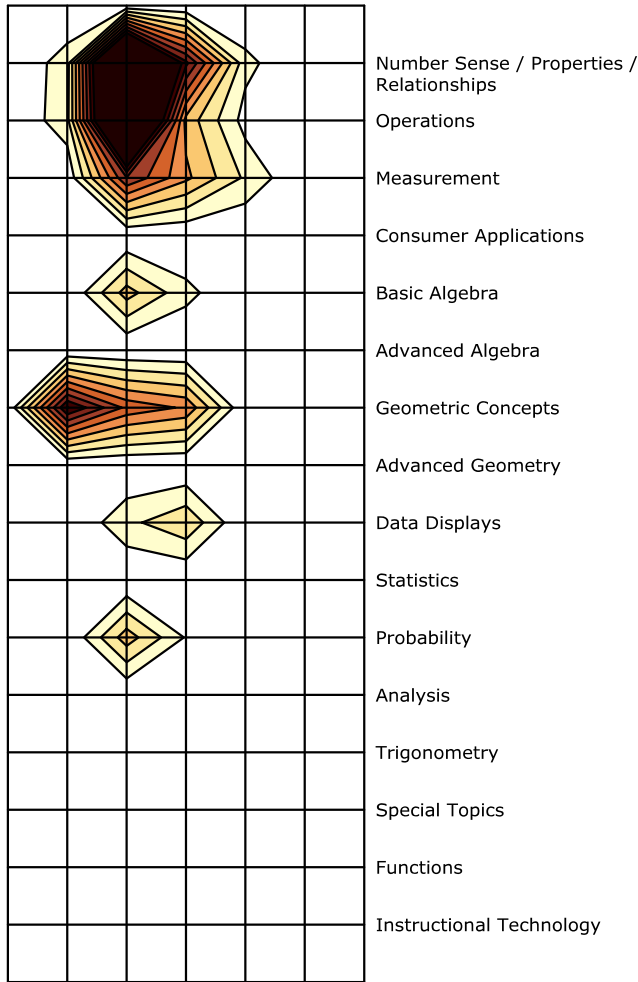
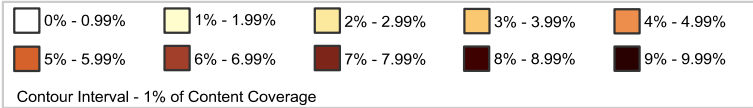
Data Cut:

Count: 1

Count: 1



Update Map:



Memorize Facts, Definitions, Formulas
 Perform Procedures
 Demonstrate Understanding
 Conjecture, Analyze, Generalize, Prove
 Solve Non-Routine Problems/Make Connections

Memorize Facts, Definitions, Formulas
 Perform Procedures
 Demonstrate Understanding
 Conjecture, Analyze, Generalize, Prove
 Solve Non-Routine Problems/Make Connections

Percentage of Overall Mathematics Instructional Time

Alignment re-centered: 0.57

Administration Year: 2008

Administration Year: 2008

Viewing: MN Stnds (05) Gr. 5 Data

Viewing: MN Stnds Gr. 5 Data

Data Cut: All Data

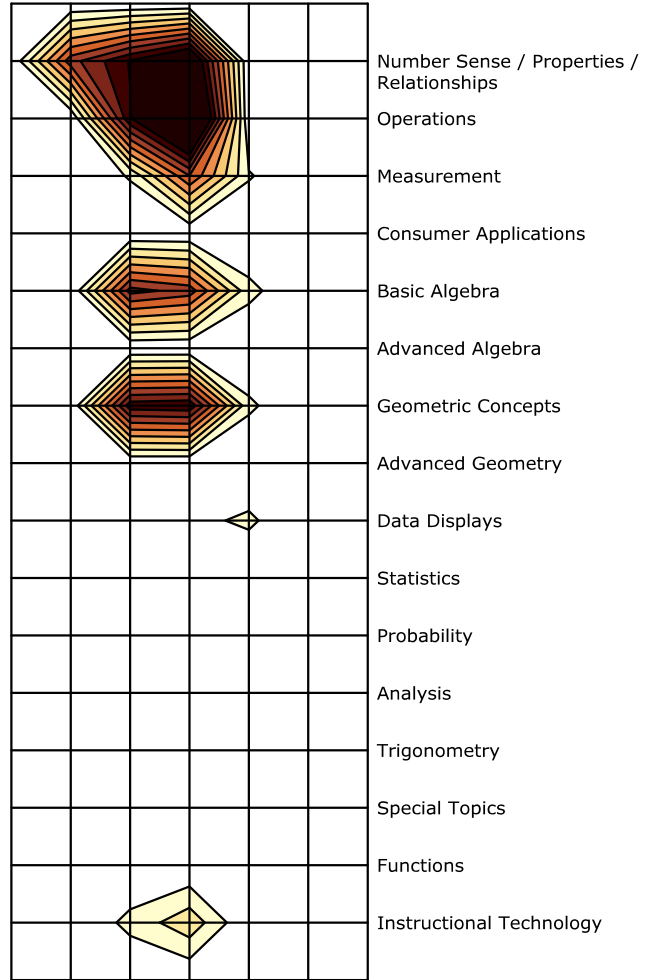
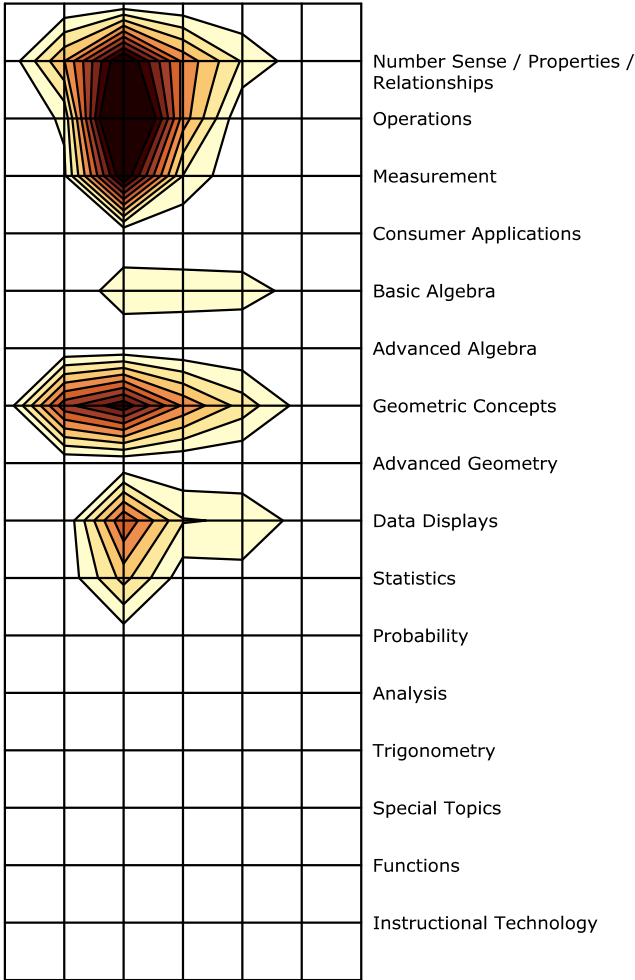
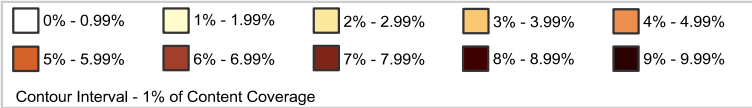
Data Cut: All Data

Count: 1

Count: 1



Update Map:



Memorize Facts, Definitions, Formulas
 Perform Procedures
 Demonstrate Understanding
 Conjecture, Analyze, Generalize, Prove
 Solve Non-Routine Problems/Make Connections

Memorize Facts, Definitions, Formulas
 Perform Procedures
 Demonstrate Understanding
 Conjecture, Analyze, Generalize, Prove
 Solve Non-Routine Problems/Make Connections

Percentage of Overall Mathematics Instructional Time

Alignment re-centered: 0.64

Administration Year: 2008

Administration Year: 2008

Viewing: MN Stnds (05) Gr. 6 Data

Viewing: MN Stnds Gr. 6 Data

Data Cut: All Data

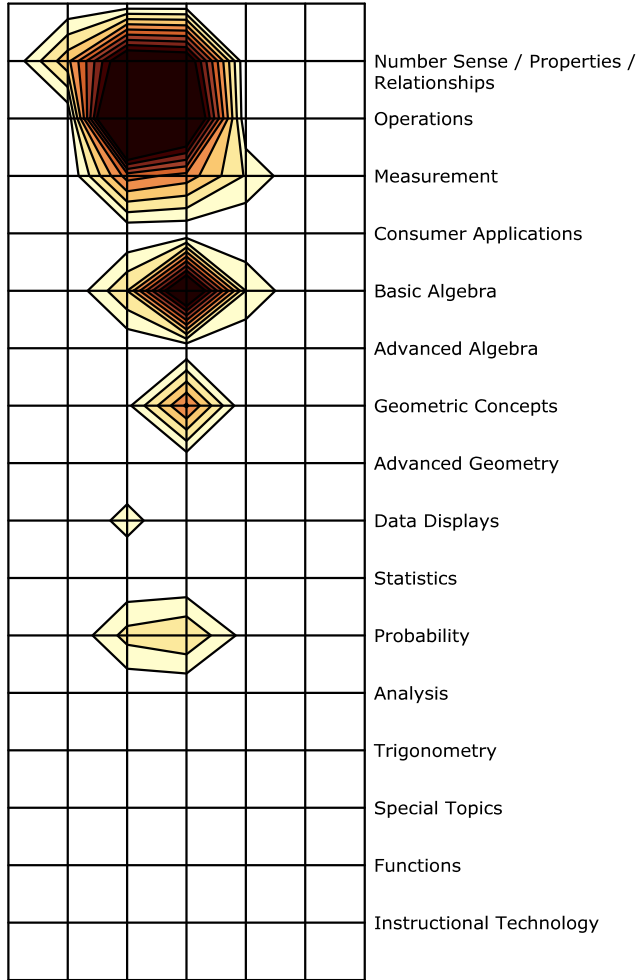
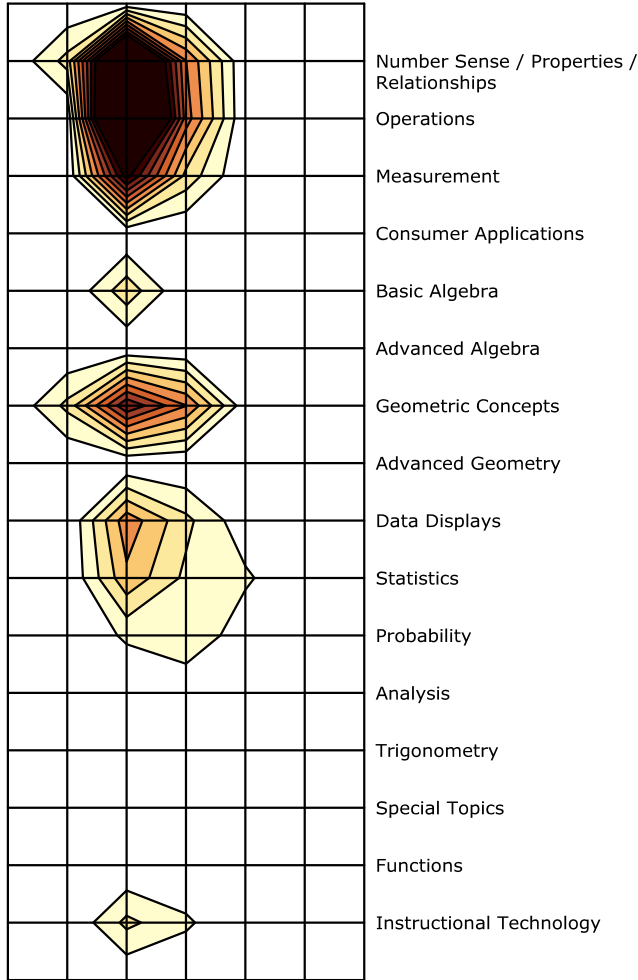
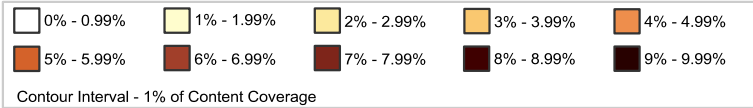
Data Cut: All Data

Count: 1

Count: 1



Update Map:



Memorize Facts, Definitions, Formulas
 Perform Procedures
 Demonstrate Understanding
 Conjecture, Analyze, Generalize, Prove
 Solve Non-Routine Problems/Make Connections

Memorize Facts, Definitions, Formulas
 Perform Procedures
 Demonstrate Understanding
 Conjecture, Analyze, Generalize, Prove
 Solve Non-Routine Problems/Make Connections

Percentage of Overall Mathematics Instructional Time

Alignment re-centered: 0.56

Administration Year: 2008

Administration Year: 2008

Viewing: MN Stnds (05) Gr. 7 Data

Viewing: MN Stnds Gr. 7 Data

Data Cut: All Data

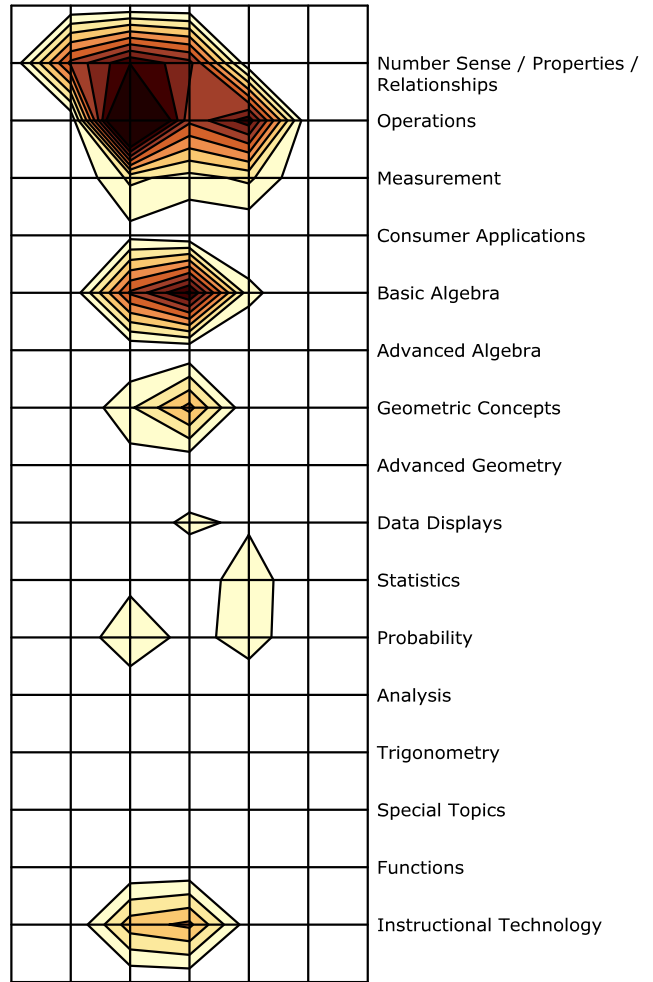
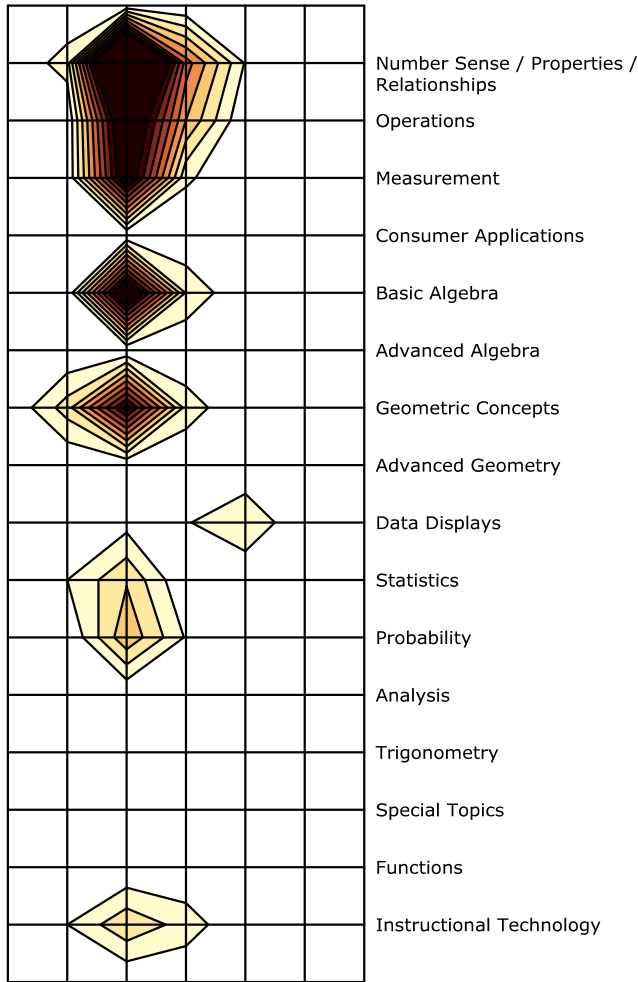
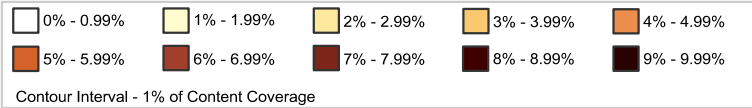
Data Cut: All Data

Count: 1

Count: 1



Update Map:



Memorize Facts, Definitions, Formulas
 Perform Procedures
 Demonstrate Understanding
 Conjecture, Analyze, Generalize, Prove
 Solve Non-Routine Problems/Make Connections

Memorize Facts, Definitions, Formulas
 Perform Procedures
 Demonstrate Understanding
 Conjecture, Analyze, Generalize, Prove
 Solve Non-Routine Problems/Make Connections

Percentage of Overall Mathematics Instructional Time

Alignment re-centered: 0.44

Administration Year: 2008

Administration Year: 2008

Viewing: MN Stnds (05) Gr. 8 Data

Viewing: MN Stnds Gr. 8 Data

Data Cut: All Data

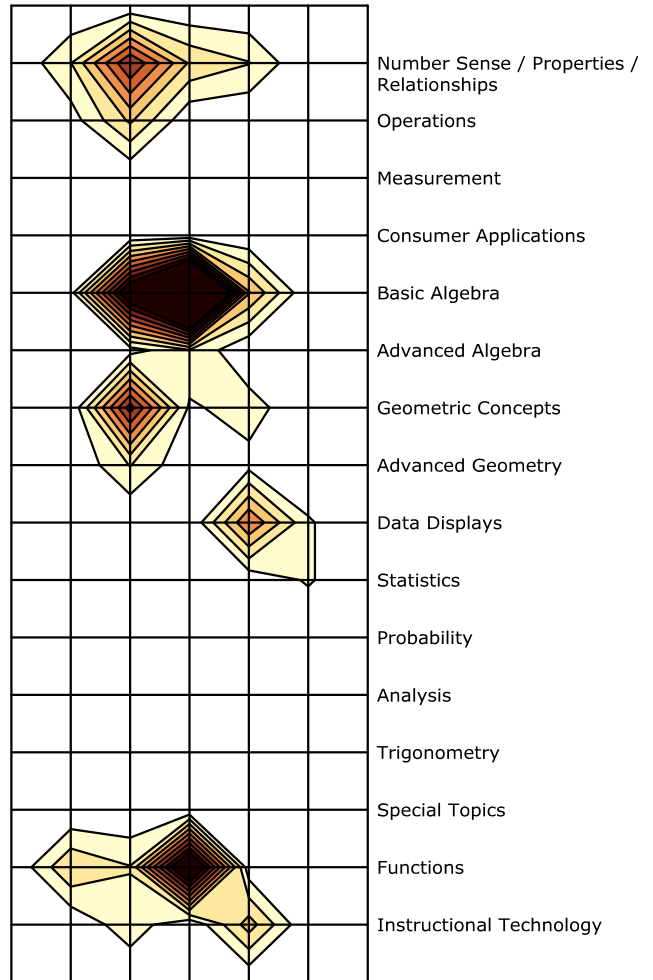
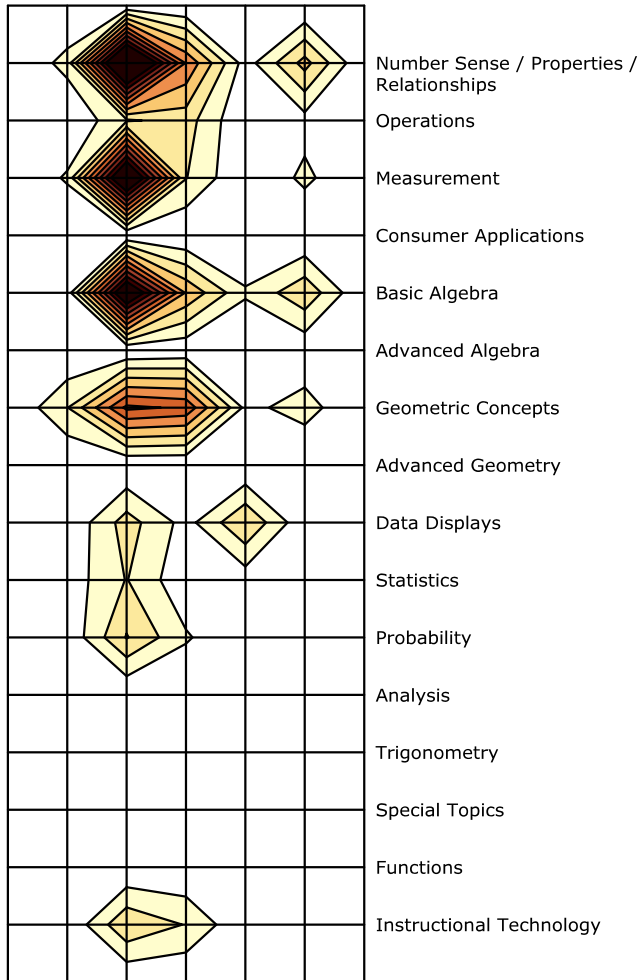
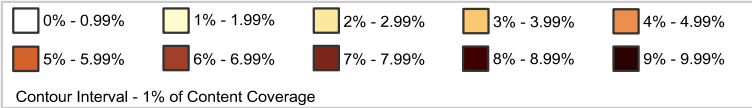
Data Cut: All Data

Count: 1

Count: 1



Update Map:



Memorize Facts, Definitions, Formulas
Perform Procedures
Demonstrate Understanding
Conjecture, Analyze, Generalize, Prove
Solve Non-Routine Problems/Make Connections

Memorize Facts, Definitions, Formulas
Perform Procedures
Demonstrate Understanding
Conjecture, Analyze, Generalize, Prove
Solve Non-Routine Problems/Make Connections

Percentage of Overall Mathematics Instructional Time

Alignment re-centered: 0.54

Administration Year: 2008

Administration Year: 2008

Viewing: MN Stnds (05) Gr. 9_12 Data

Viewing: MN Stnds Gr. 9_11 Data

Data Cut:

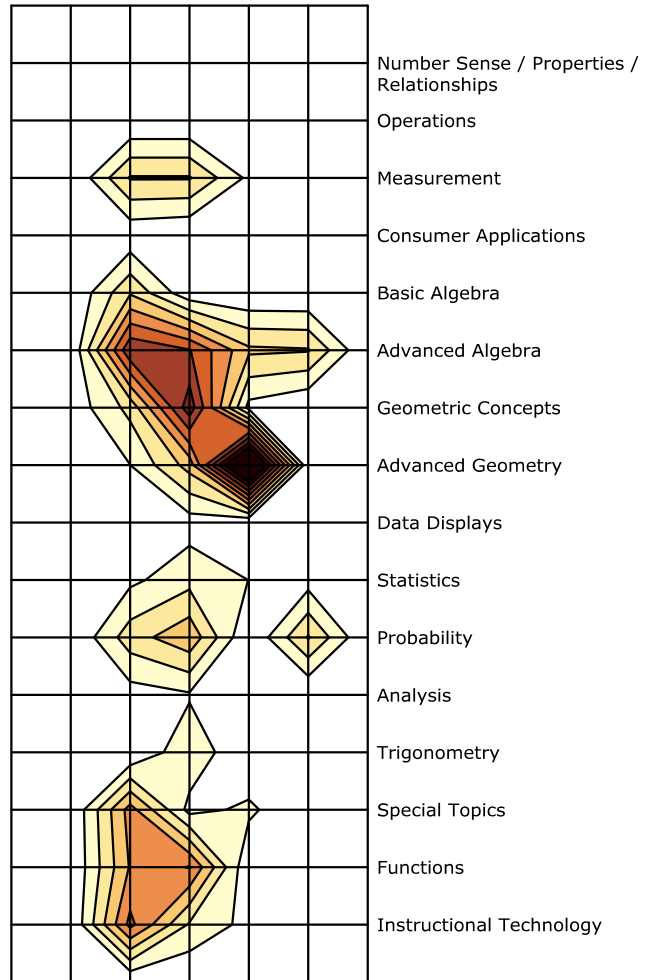
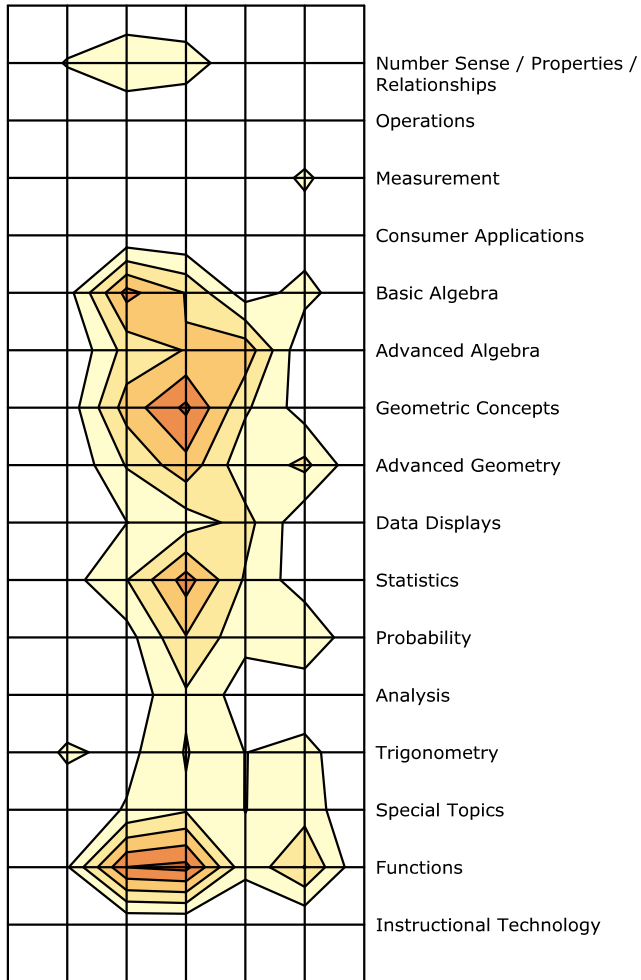
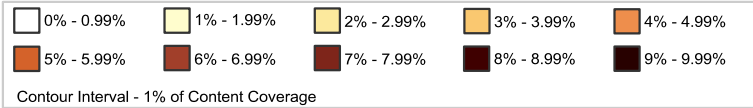
Data Cut:

Count: 1

Count: 1



Update Map:



Memorize Facts, Definitions, Formulas
 Perform Procedures
 Demonstrate Understanding
 Conjecture, Analyze, Generalize, Prove
 Solve Non-Routine Problems/Make Connections

Memorize Facts, Definitions, Formulas
 Perform Procedures
 Demonstrate Understanding
 Conjecture, Analyze, Generalize, Prove
 Solve Non-Routine Problems/Make Connections